


SSP3615

36" / 1-1/2" SQUARE THICKNESS / STAINLESS STEEL

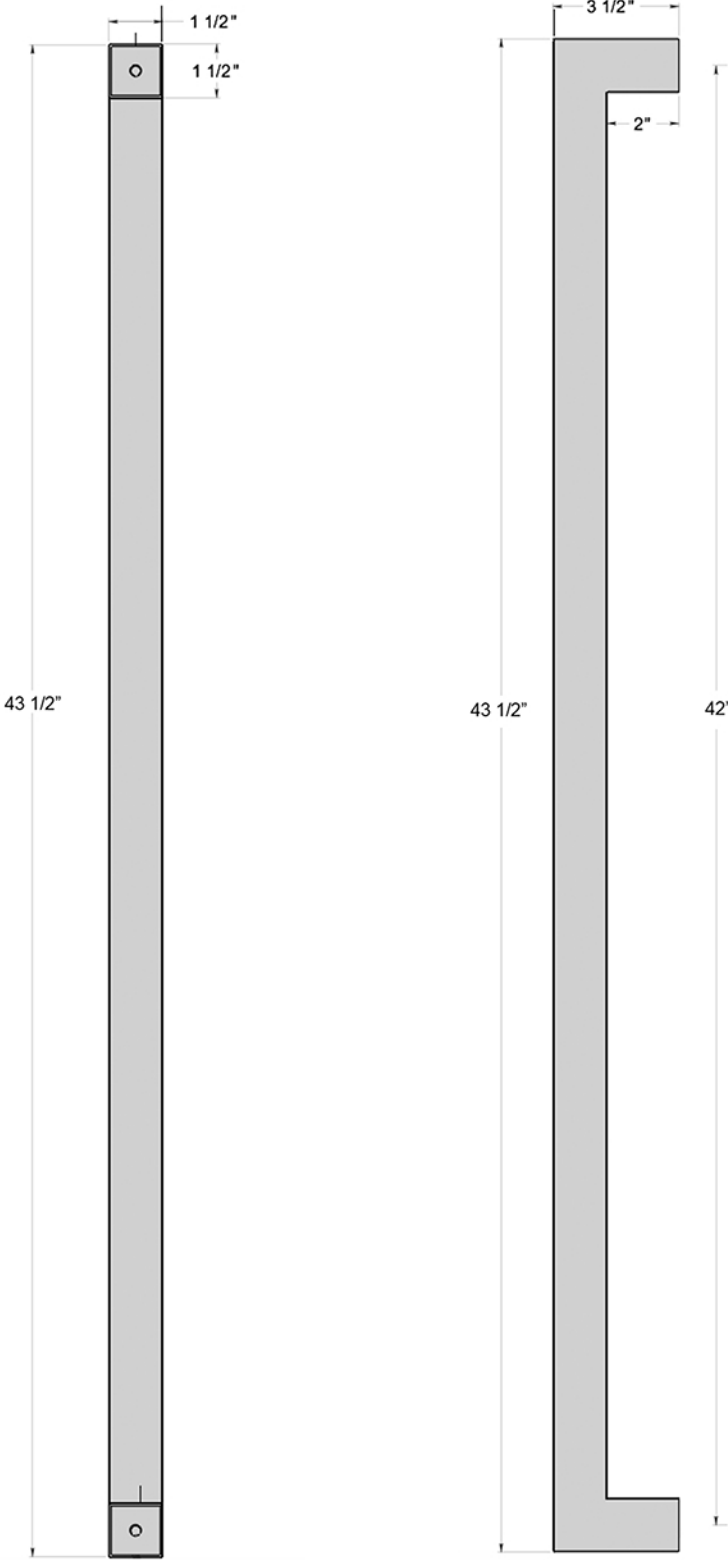


DRAWING NOT TO SCALE

NOTE: Deltana reserves the right to constantly improve its products and is not responsible for differences between the product in-hand and the specifications contained in this drawing. We do not recommend to pre-drill holes or pre-cut woods or metals based on the drawing information if the veracity of the specifications has not been proven by the live product.

SSP4215

42" / 1-1/2" SQUARE THICKNESS / STAINLESS STEEL

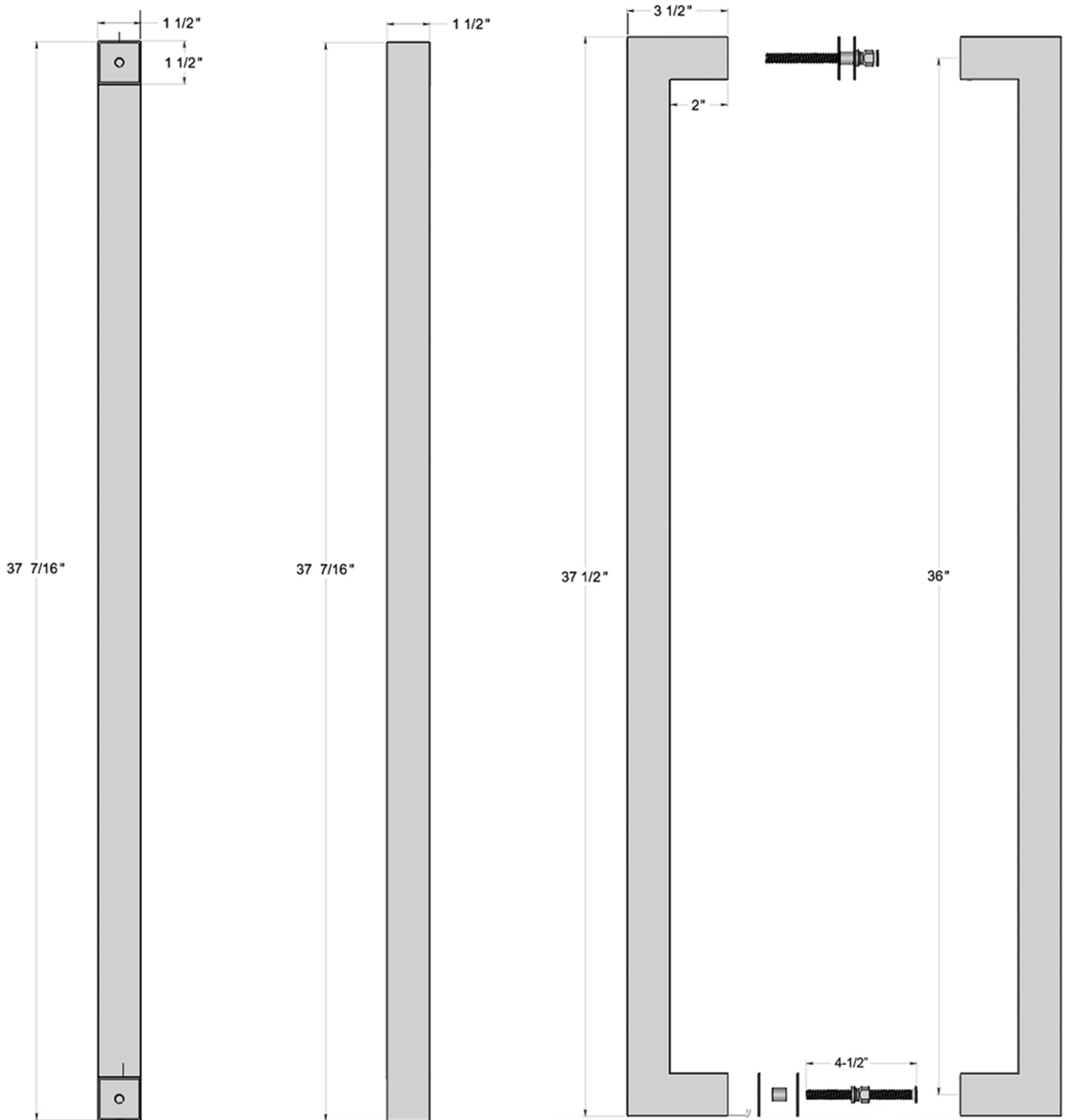


DRAWING NOT TO SCALE

NOTE: Deltana reserves the right to constantly improve its products and is not responsible for differences between the product in-hand and the specifications contained in this drawing. We do not recommend to pre-drill holes or pre-cut woods or metals based on the drawing information if the veracity of the specifications has not been proven by the live product.

SSPBB3615

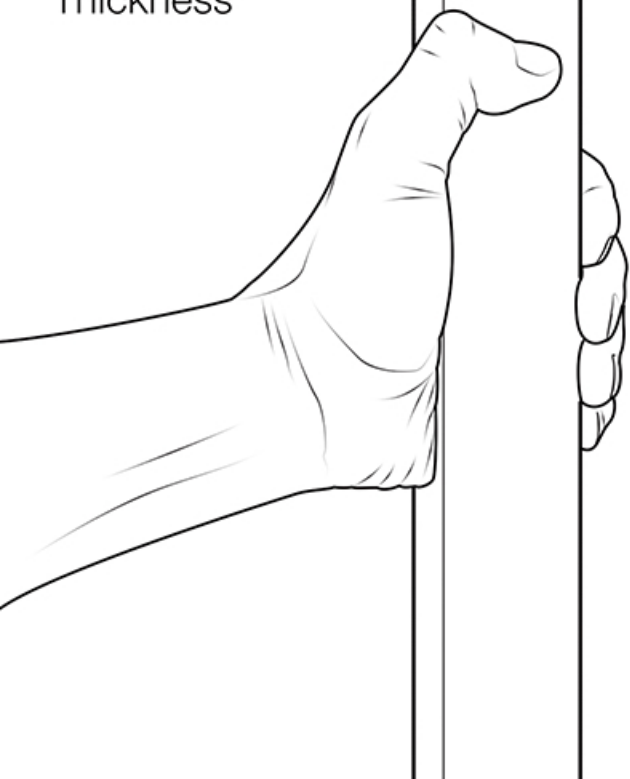
36" / 1-1/2" SQUARE THICKNESS / STAINLESS STEEL



DRAWING NOT TO SCALE


NOTE: Deltana reserves the right to constantly improve its products and is not responsible for differences between the product in-hand and the specifications contained in this drawing. We do not recommend to pre-drill holes or pre-cut woods or metals based on the drawing information if the veracity of the specifications has not been proven by the live product.

1-1/2"
Square
Thickness



SSPBB4215

42" / 1-1/2" SQUARE THICKNESS / STAINLESS STEEL



DRAWING NOT TO SCALE

NOTE: Deltana reserves the right to constantly improve its products and is not responsible for differences between the product in-hand and the specifications contained in this drawing. We do not recommend to pre-drill holes or pre-cut woods or metals based on the drawing information if the veracity of the specifications has not been proven by the live product.

1-1/2"
Square
Thickness

